

LESSON PLAN: ROLL A STORY

Learning Objectives:

4.W.3 Write narratives to develop real or imagined experiences or events using effective techniques, descriptive details, and clear event sequences.

4.W.3a Orient the reader by establishing a situation and introducing a narrator and/or characters; organize an event sequence that unfolds naturally.

4.W.3b Use dialogue and description to develop experiences and events or show the responses of characters to situations.

Month: November

Grade: 3rd and up

Time: 40 minutes

Materials Needed:

- Handout
- Writing Utensil
- Dice
- Lined paper/journal

Procedure: (40 minutes total)

Objective: Students will write a short story based on random story elements chosen via dice.

Directions:







Ask students to find a partner while you pass out the supplies. (3 minutes)

Instruct students to fill out the blanks on their worksheets with school-appropriate items under the categories of **Character**, **Personality**, **Setting**, and **Problem**. Once the worksheet has been entirely filled out, the partners will switch papers and roll the dice to decide the foundations of their stories. (7 minutes)

Students will work individually to write a story. (20 minutes)

Students will switch their creations with their original partners to read then provide constructive feedback. (10 minutes)



	Character	Personality	Setting	Problem
			the future	
	human boy			
		shy		
				got lost
		mischievous		
	woodland creature			

