




Jackson County Library Services

Libby Tutorial



How to Install the Libby App (for Library2Go) on a Device



Step 1)

- Download Libby from your devices' app market.
- Once Downloaded, open Libby.

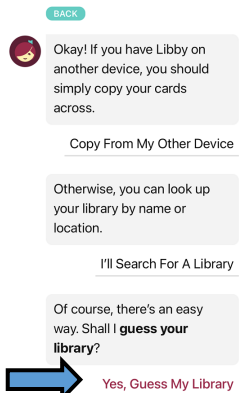


Step 2)

- Libby asks if you have a library card.
- Tap "YES".



First question: do you have a library card?

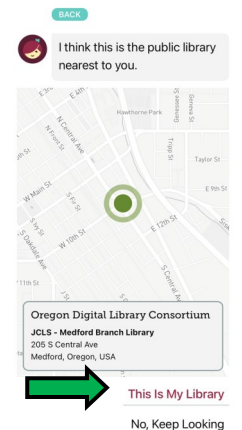


Step 3)

- Libby wants to help find you local library.
- Tap "YES, GUESS MY LIBRARY."
- If you're asked to allow location for the Libby app, tap "allow"

Step 4)

- Search results will populate with the closest Library to your location.
- Tap , 'THIS IS MY LIBRARY.'
- If this is not your library, you can choose to keep looking.





oregon digital library consortium

Let's take a moment to sign into your **Oregon Digital Library Consortium** account. Where do you use your library card?

Choose A Location

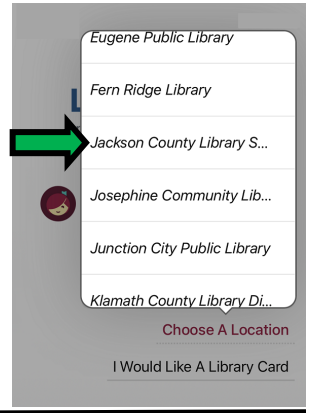
I Would Like A Library Card

Step 5)

- Libby need to find the county in which you use your library card.
- Tap, **CHOOSE A LOCATION.**"

Step 6)

- A Menu will open. Scroll through the list to search counties.
- Tap, **JACKSON COUNTY LIBRARY SERVICES** from the list.



OREGON DIGITAL LIBRARY CONSORTIUM

BACK

Enter your library account details. (If you need help, [get in touch.](#))

LIBRARY CARD NUMBER

PIN

Don't know your PIN? Ask your library.

Sign In

Step 7)

- Enter your Library card number and pin number
- Then, tap **"SIGN IN."**

Step 8)

- Decide whether you want to read with a Kindle, or with the Libby app.
- To read with Libby, tap **"SKIP."**



oregon digital library consortium

If you prefer to read with Kindle, we can open books directly to your Kindle device or Kindle app.

Yes, I Read With Kindle **Skip**

For further assistance, please contact the digital services team at,

541-734-3990

digitalservices@jcls.org